

1. CONTRACTOR SHALL ADD NEW HEADS AND PIPE WHERE NEEDED PER SITE IMPROVEMENTS TO ENSURE ALL PLANT MATERIALS RECEIVE 100% COVERAGE WITH 50% OVERLAP. NEW ZONES SHALL BE TIED INTO THE EXISTING SYSTEM WHERE LOGICAL.
2. CONTRACTOR SHALL ADJUST HEADS TO AVOID OVERSPRAY ON ALL PEDESTRIAN AND VEHICULAR HARDCAPE SURFACES.
3. CONTRACTOR SHALL VERIFY THE SYSTEM'S GPM DOES NOT EXCEED THE CAPACITY OF THE CURRENT WATER SUPPLY.
4. CONTRACTOR SHALL ADD A RAIN SENSOR IN LOGICAL LOCATION A MIN. OF 48" ABOVE IRRIGATION SPRAY.
5. CONTRACTOR SHALL REPLACE OR REPAIR EXISTING IRRIGATION EQUIPMENT IN POOR CONDITION.
6. IRRIGATION CONTRACTOR SHALL BE RESPONSIBLE TO ADHERE TO ALL MANUFACTURER'S SPECIFICATIONS FOR INSTALLATION OF IRRIGATION EQUIPMENT.
7. IRRIGATION CONTRACTOR SHALL REFER TO LANDSCAPE PLANS BY OTHERS TO VERIFY LOCATIONS OF LANDSCAPE MATERIALS IN RELATION TO IRRIGATION EQUIPMENT.
8. SUBCONTRACTOR IS RESPONSIBLE FOR ALL PERMITS AND PERMIT FEES ASSOCIATED WITH INSTALLING THE IRRIGATION SYSTEM. SUBCONTRACTOR WILL ASSIST THE CONTRACTOR IN OBTAINING WATER-USE PERMIT.
9. THE IRRIGATION SYSTEM SHALL BE GUARANTEED FOR ONE CALENDAR YEAR FROM FINAL ACCEPTANCE. GUARANTEE SHALL INCLUDE MATERIAL AND WORKMANSHIP.
10. CHANGES OR SUBSTITUTIONS TO THESE SPECIFICATIONS SHALL BE APPROVED ONLY IN WRITING BY THE ARCHITECT. THESE SPECS ARE CONSIDERED TO BE MINIMUM STANDARDS. IN SOME CASES, LOCAL CODES MAY EXCEED THESE SPECS. THE BURDEN OF PROOF OF PRODUCTS TO BE CONSIDERED AS EQUAL IS COMPLETELY THE RESPONSIBILITY OF THE CONTRACTOR. NO ITEM OR PART DISCONTINUED FROM MANUFACTURING SHALL BE ACCEPTED.

ATLANTIC BOULEVARD
100' RIGHT-OF-WAY
(PER FDOT R/W MAP - SECTION 86130-2501)

SOUTH
RIVEREDGE
DRIVE

LOT 2

LOT 1

LVD.

LVD.

NORTH RIVERSIDE DRIVE

ONE STORY C.B.S. BUILDING
11,676± SQUARE FEET
#3159A-3231 EAST ATLANTIC BLVD
EE FIVE = 7.54

N89°50' 30"E(C)

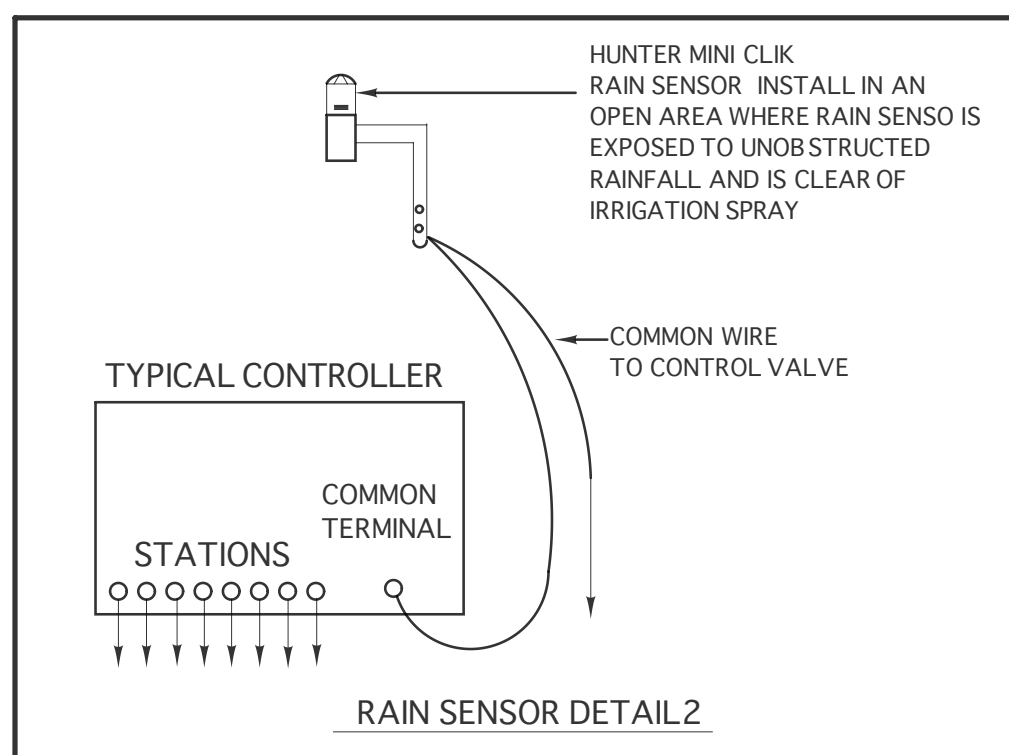
S00°05'40"E(C)

$$130.00^{\circ}(\text{C})$$

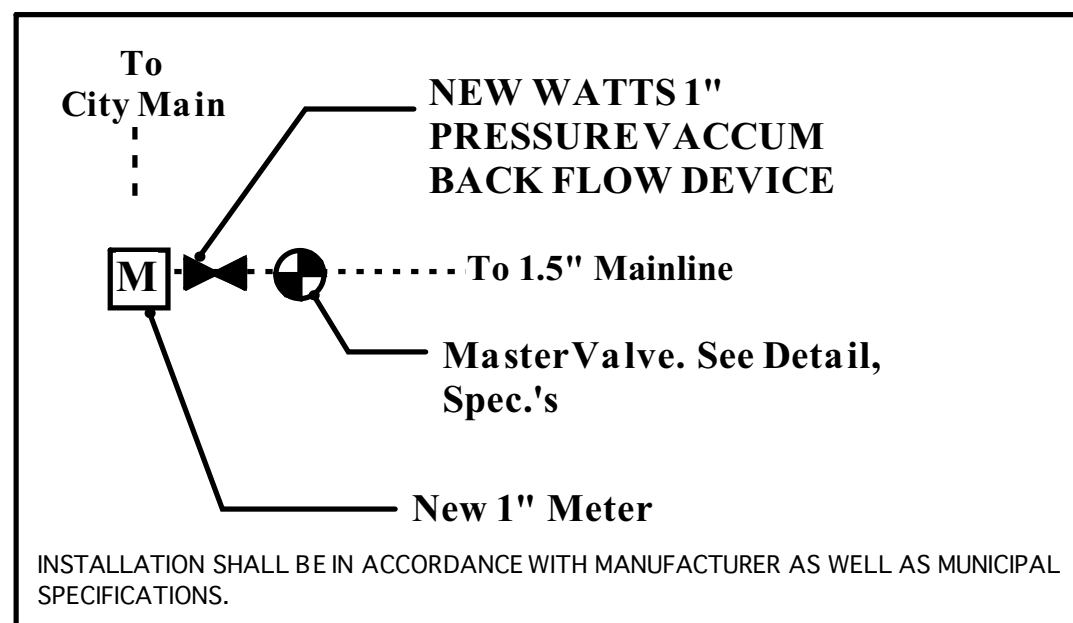
C RIGHT-OF-WAY








EAST EDGE OF RIGHT-OF-WAY




C	IRRIGATION CONTROLLER MOUNT TO EXTERIOR WALL IN ACCESSIBLE AREA
RS	RAIN SENSOR MOUNT CLEAR OF OVERHAND CANOPY



PIPE SLEEVING SCHEDULE	
PIPE SIZE	SLEEVE SIZE
1"	2"
1 1/4"	2"
1 1/2"	3"
2"	4"
2 1/2"	6"

L E G E N D	
	VALVE
	SPRAY, 360°
	SPRAY, 180°
	SPRAY, 90°
	SIDE STRIP
10	10' NOZZLE
8	8' NOZZLE
6V	6' NOZZLE
4V	4' NOZZLE

REVISIONS:	
DRC REV: 3/26/21	
DRC REV: 3/24/21	2

SHEET TITLE:
IRRIGATION
PLAN

NEW RESTAURANT

TAHA MARINE CENTER

3109-3135 E ATLANTIC BLVD.
POMPA NO BEACH, FL 33062

PROJECT:

"TO THE BEST OF MY KNOWLEDGE THE PLANS AND SPECIFICATIONS SUBMITTED HEREWITH COMPLY WITH EXISTING INTERPRETATIONS AND PROVISIONS OF THE APPLICABLE BUILDING CODES. THIS DRAWING IS THE PROPERTY OF
MLA Group, Inc. AND IS AN INSTRUMENT OF SERVICE AND MAY NOT BE REPRODUCED, SCANNED OR COPIED BY ANY OTHER MEANS IN PART OR IN WHOLE WITHOUT EXPRESS WRITTEN PERMISSION OF SAME"

© MLA Group Inc.

James
S
mcclure
re

LANDSCAPE ARCHITECT
JAMES S. MCCLURE
SEAL
No. LA-666569
State of California
Exp. 12/31/2019

Digitally signed by
james s
mcclure
Date:
2021.04.14
16:30:44

DAFF DRAWN: 11-24-20

SHEET NO.

IR-1

of-2

DRC
PZ20-12000051
5/5/21